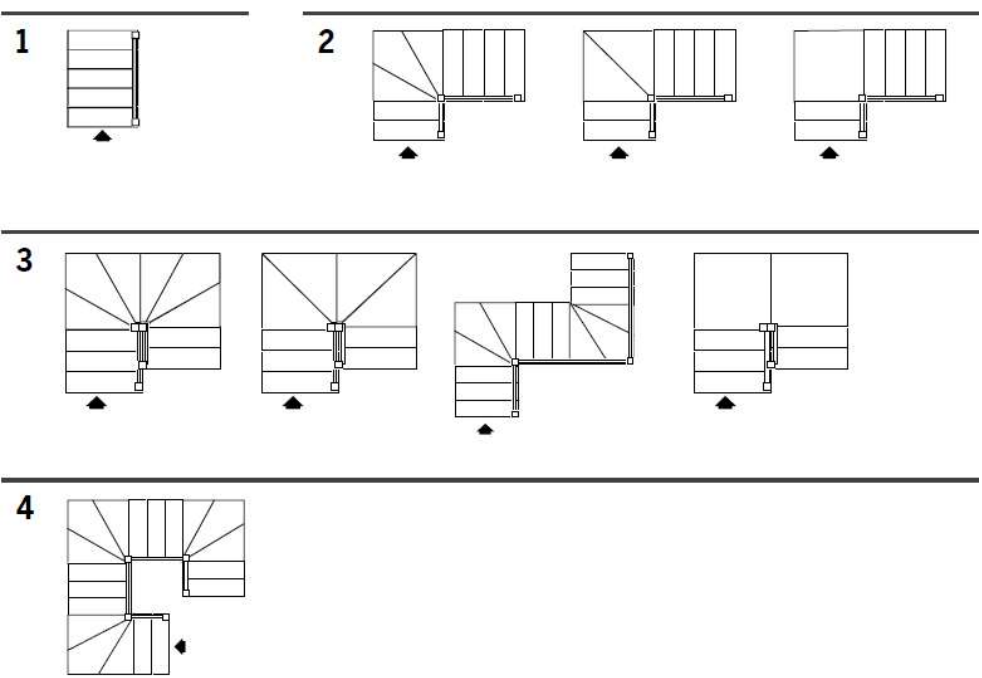


Forme · Formes · Shapes · Formen · Formas



	G10	G11	G12	G13	G14	G15	G16	G17
h	h	h	h	h	h	h	h	h
	1870	2040	2210	2380	2550	2720	2890	3060
	2310	2520	2730	2940	3150	3360	3570	3780



REXAL RX2

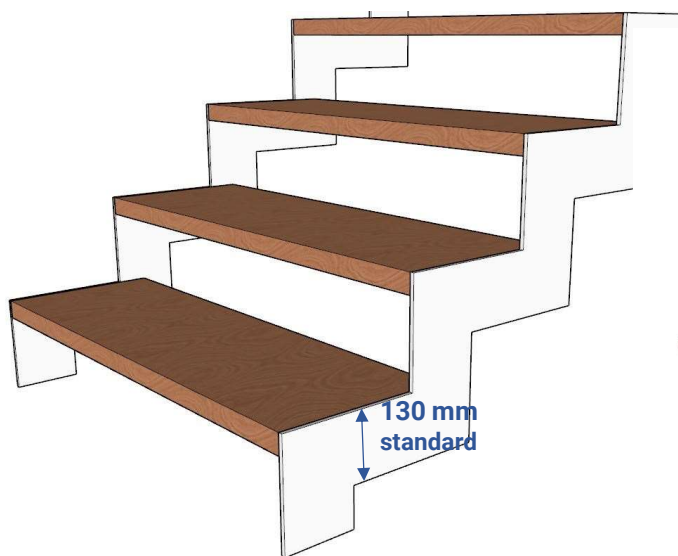
LE FORME DELLA STRUTTURA

The shapes of the structure

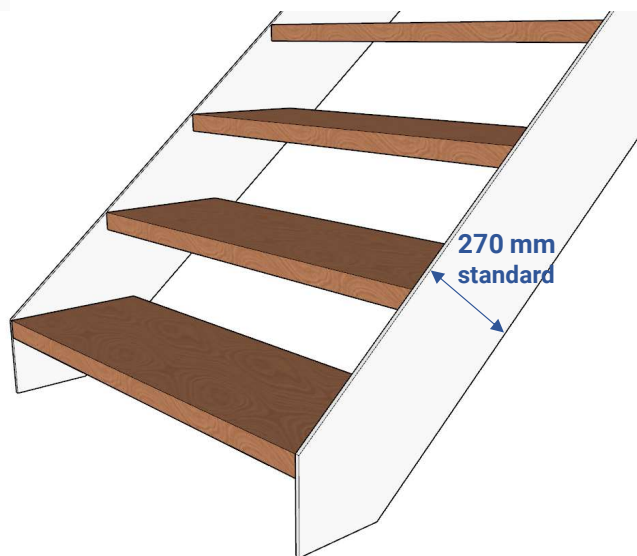
Les formes de la structure

Die Formen der Struktur

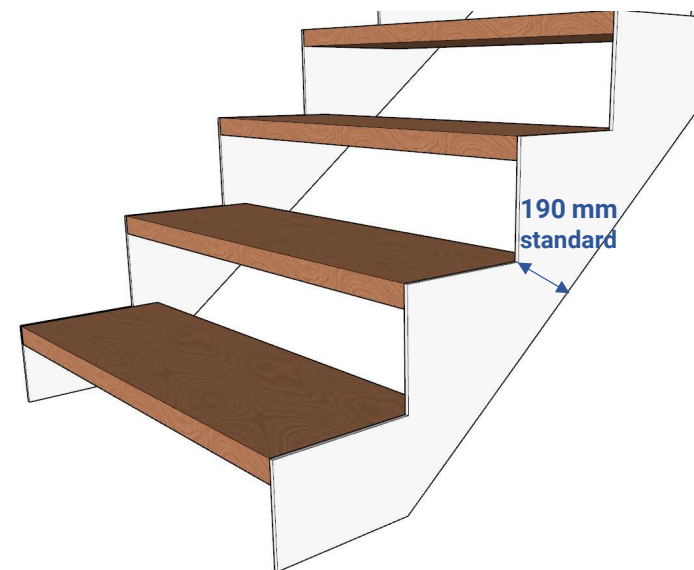
Las formas de la estructura



Z
(standard)



L
(optional)

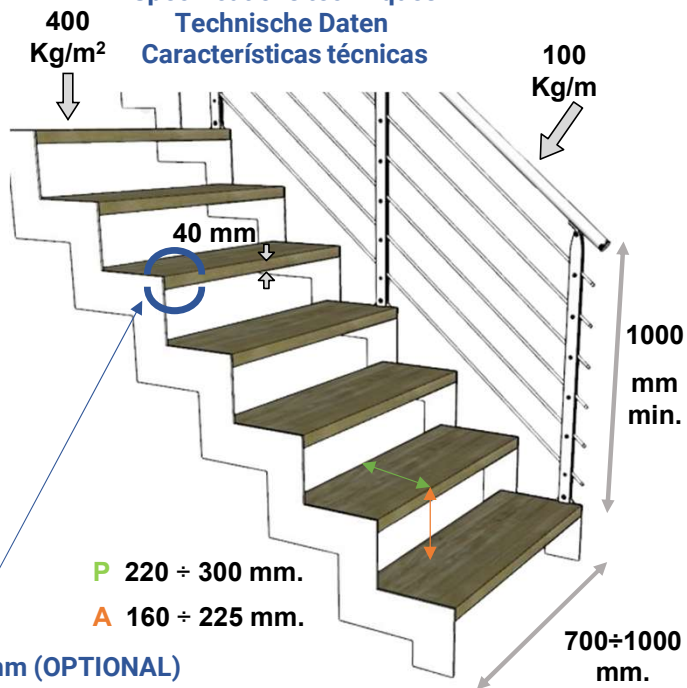


ZL
(optional)

REXAL RX2

Caratteristiche tecniche

Technical specifications
 Spécifications techniques
 Technische Daten
 Características técnicas



Tipologie di legno disponibili

Type of Wood
 Type de bois
 Holzart
 Tipo de madera



Faggio
 Beech
 Hêtre
 Buche
 Haya

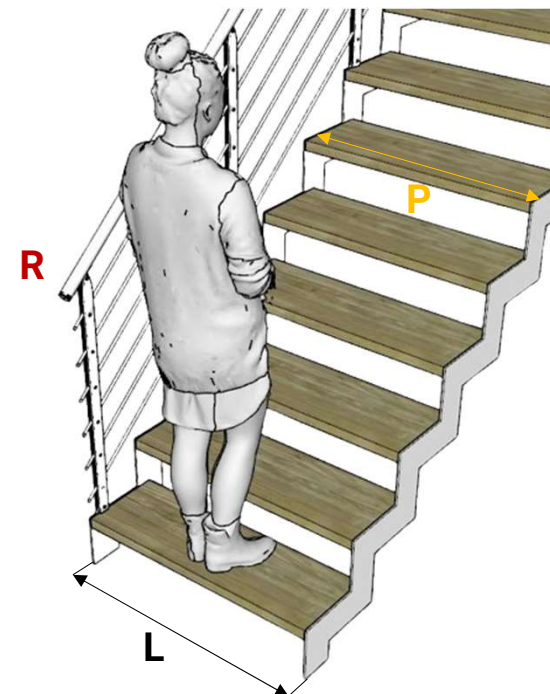


Rovere
 Oak
 Chêne
 Eiche
 Roble

Calcolo passaggio utile

Useful passage - passage utile
 -nützliche Passage - Pasaje útil

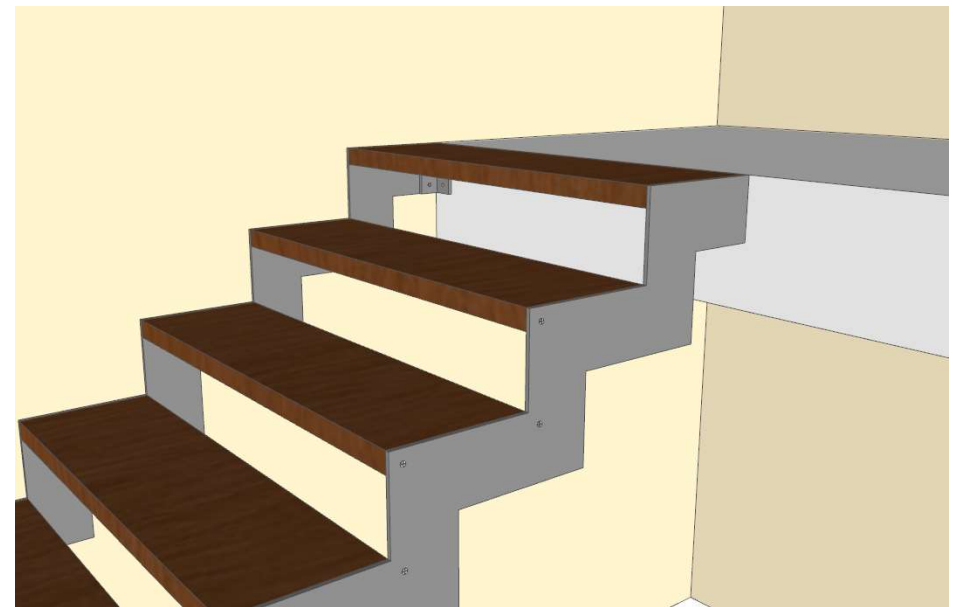
$$L - R (18,50 \text{ mm}) = P$$



ARRIVO CON ALZATA
ARRIVAL WITH RISER
ARRIVÉ AVEC HAUTEUR
ANKUNFT MIT STEIGUNG
LLEGADA CON CONTRAHUELLA




ARRIVO PARI PAVIMENTO
ARRIVAL AT SAME FLOOR LEVEL
ARRIVÉE AU MÊME NIVEAU DU SOL
ERREICHUNG GLEICHEN NIVEAU DES BODENS
LLEGADA MISMO NIVEL QUE EL SUELO



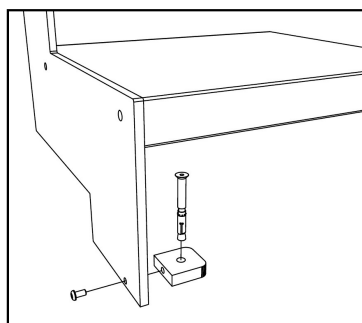
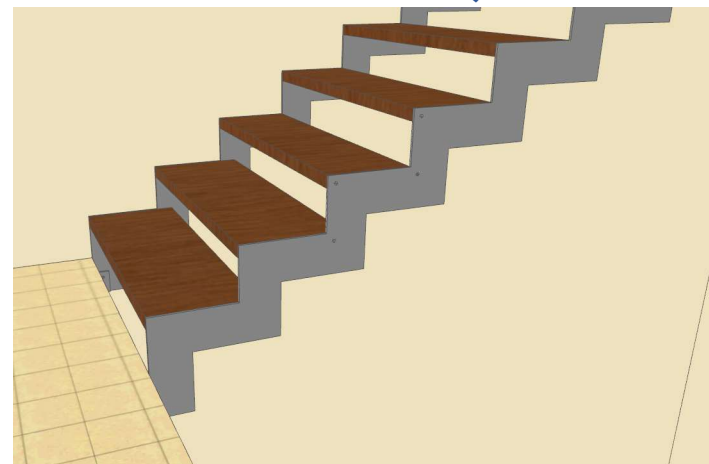
PARTENZA DA PAVIMENTO

FLOOR DEPARTURE - DÉPART DU SOL - ABGANG VOM
BODEN - SALIDA DESDE EL SUELO



PARTENZA A SBALZO

CANTILEVER DEPARTURE - DÉMARRAGE EN PORTE-À-
FAUX - ÜBERHANGSTART - ARRANQUE EN VOLADIZO

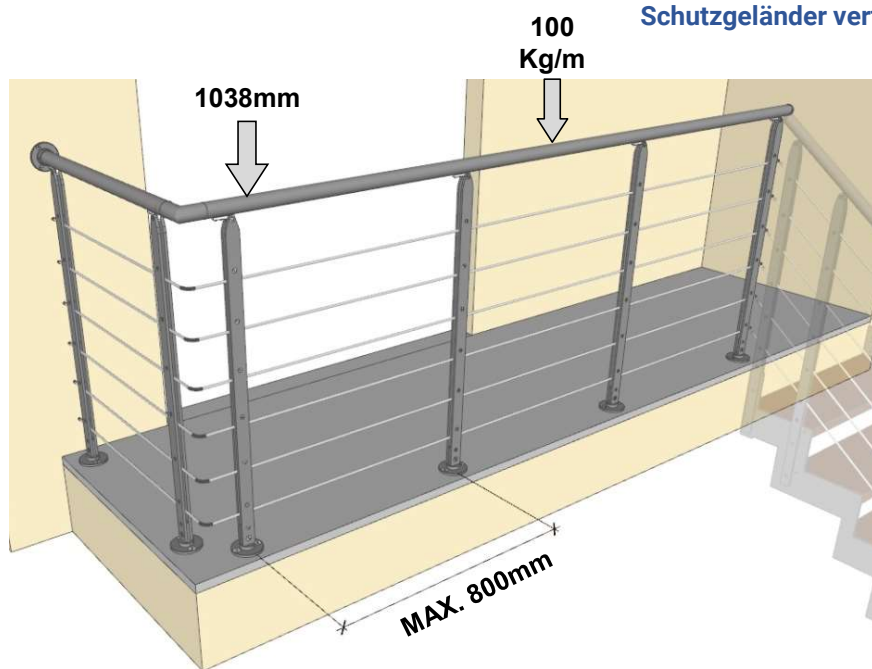


FISSAGGIO A PAVIMENTO

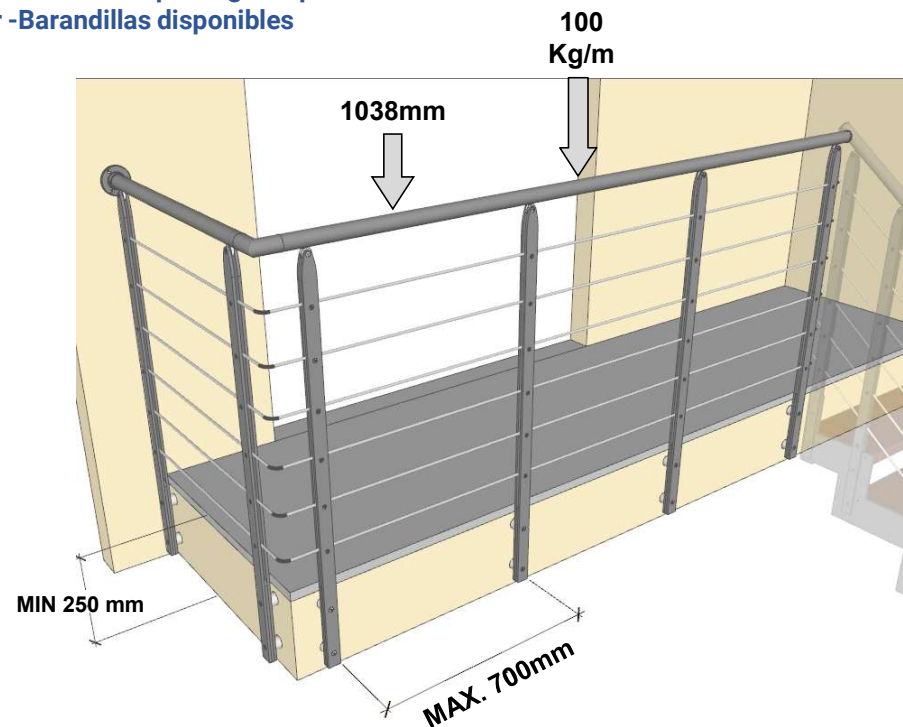
FLOOR FIXING
FIXATION AU SOL
BODENBEFESTIGUNG
FIJACIÓN DEL SUELO

BALAUSTRE DISPONIBILI

Available Floor Protection Balustrade – Garde-corps étage disponibles –
Schutzgeländer verfügbar - Barandillas disponibles

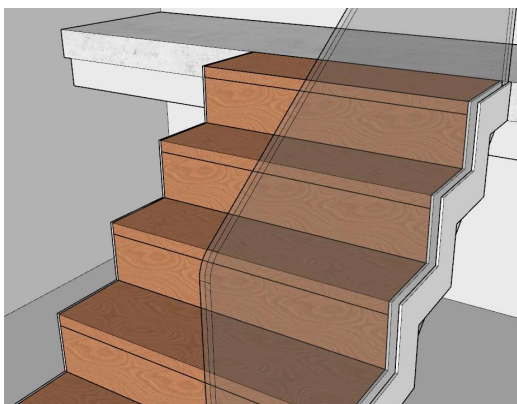


A PAVIMENTO
AT FLOOR
AU SOL
AM BODEM
FIJACIÓN DEL SUELO



A SOLETTA
EXTERNAL FIXATION AT SLAB
FIXATION EXTERNE À LA DALLE
AUSSENBEFESTIGUNG DER PLATTE
FIJACIÓN A LOSA EXTERIOR

Alzate chiuse Closed Risers – Contremarches
- Setzstufen – Contrahuella cerrada

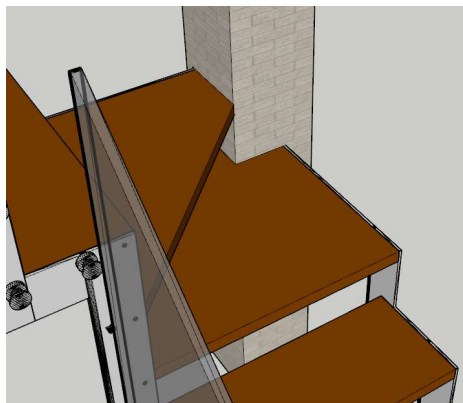


Corrimano a muro- Wall handrail – Main courante murale - Wandhandlauf - Pasamanos de pared

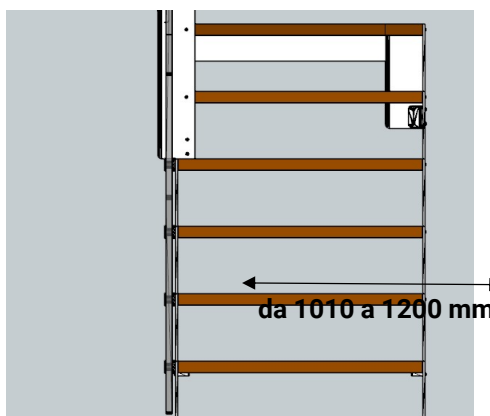


REXAL RX2

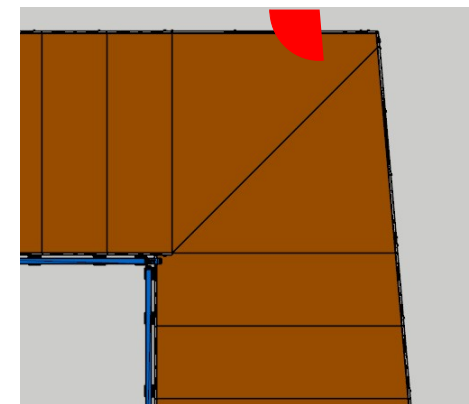
Angolo per pilastro (max 3 gradini) – Corner for Pillar (max 3 steps) – Angle pour Poteau (max 3 marches)
- Winkel pro Säule (Max 3 Sufen) - ángulo por pilar (máximo 3 escalones)



Larghezza scala
Staircase width – Largeur escalier – Breite der Treppe-
Anchoe escalera



Scala fuori squadra
Out-of-square stair -Escalier hors équerre –
Unregelmäßige Treppe –
Escalera fuera de escuadra



Soglia
Threshold – Seuil – Schwellenwert - Umbral

